



Horticultural Research Institute

The AmericanHort Foundation



WHERE DO PLANTS GO?

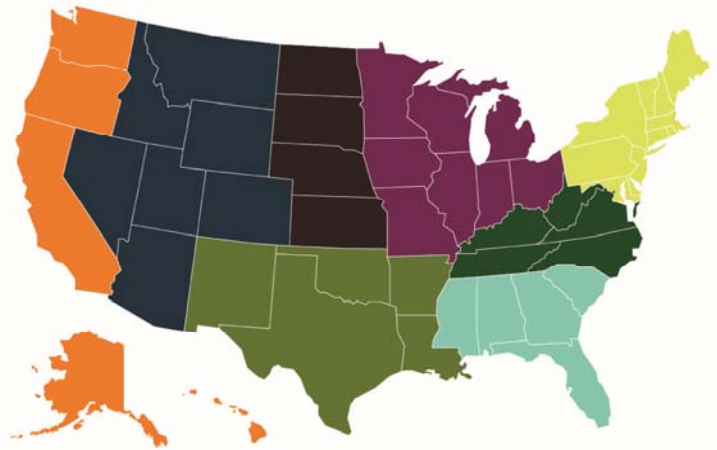



According to industry research,
plants tend to remain in the areas in
which they are initially produced.

A whole new way to look at
and promote "locally grown!"




WHO'S GETTING THE MOST PLANTS? what's changed between 2008 and 2013

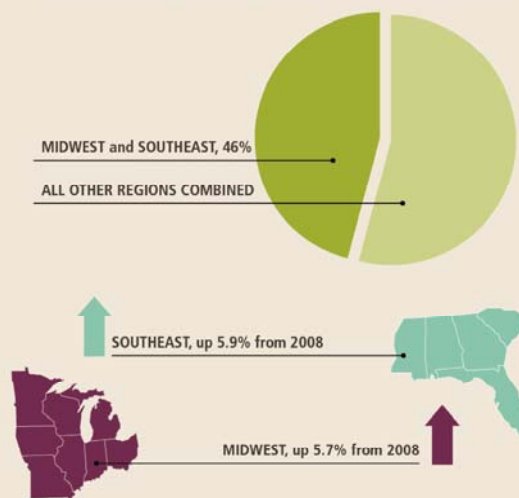


TOP BUYERS & SELLERS!

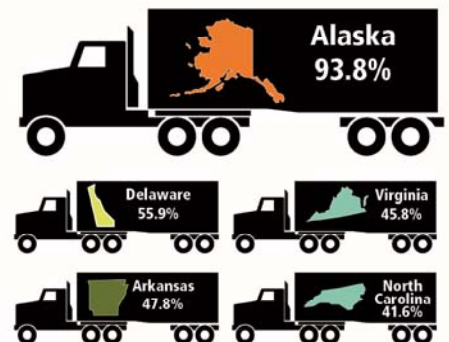
OH, THE PLACES THEY'LL GO (PLANTS, THAT IS) 2013 trade flows



The Southeast and the Midwest regions account
for 46% of plant purchases nationwide



STATES WITH THE LARGEST OUT-OF-STATE SALES



RESEARCH FUELS THE HORTICULTURAL INDUSTRY!

Support green industry research with a donation to the Horticultural Research Institute today!
For more information, contact Jennifer at 614.884.1155 or visit HRIresearch.org